

**Birchwood**  
**Animal Hospital**

~ for the love of animals since 1959 ~

**Birchwood Animal Hospital**

2595 Portage Avenue


Winnipeg, MB | R3J 0P5

www.birchwoodvet.com | birchwood@mymts.net

(204) 832-1368 | Fax (204) 889-9708

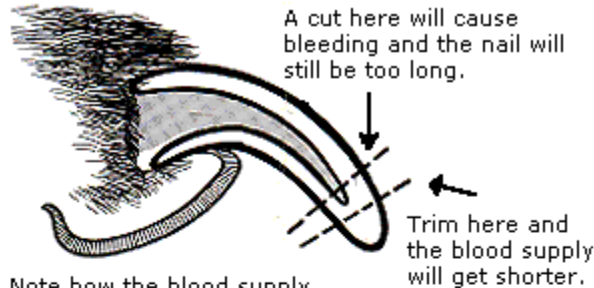
## How To Safely Trim Your Pet's Nails

1.



The blood supply (Kwik) in a short nail.

2.



A cut here will cause bleeding and the nail will still be too long.

Trim here and the blood supply will get shorter.


Note how the blood supply gets longer as the nail grows.

3.




If you clip or file a little off of a long nail every few days, the blood supply will continue to recede.

4.



As the nail gets shorter so does the blood supply.

5.



Only when the nail is kept short can it be trimmed without bleeding. If the same cut had been made on the long nail in Diagram 2, it would have caused bleeding.

6.



A properly trimmed nail.

**Tip: Have some cornstarch ready in case the nail is trimmed too short and begins to bleed. Apply cornstarch to nail and continue using direct pressure until bleeding ceases (can take several minutes).**